

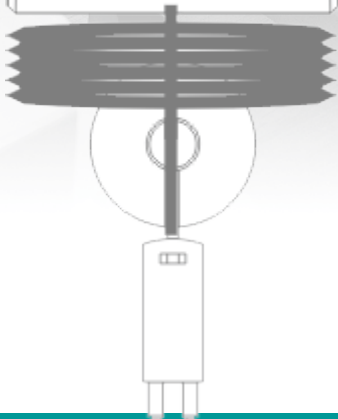
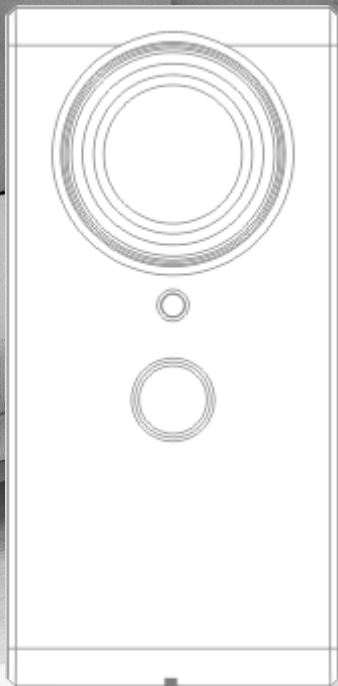


WATER SENSOR



- As important as your Smoke Alarm
- Loud 90 db alarm detects water and alerts you
- Easy to mount and use
- Quickly detects and alerts you to pipe bursts, washer overflows & sewage backups
- Ideal for the business or home



Help prevent household water damage



WATER SENSOR

PACKAGE INCLUDES

- Water Sensor...1PC
- Velcro for attaching to wall...1PC
- AAA batteries...2PCS (not Included)

FEATURES

- For use in basements and other potentially damp household areas
- Identify pipe bursts, leaking washers, or flooded basements before significant damage occurs
- Mount onto any wall with included adhesive or the butterfly hole
- Sensor extends to the floor from mounting site
- Loud alarm (90db) to alert you of a water issue in your house
- Requires two AAA batteries.(not included)

INSTALLATION

- Using the Velcro or the butterfly hole to attach the Water Sensor on a wall in a potentially damp area of your house (Behind the washer in the basement for example)
- Extend the water detection sensor probe from the unit vertically down to the floor and barely touch the floor surface
- Make sure the sensor does rest just on the floor surface to detect water

BATTERY INSTALLATION/REPLACEMENT

- Take down the product from the wall, and slide down the battery cover in the lower part of the back panel
- Follow the polarity instructions, and install two AAA batteries (not included)
- If installed properly, the unit will beep and flash once to indicate that it is ready to work
- Gently slide up the battery cover

OPERATION

- Make sure the product is properly installed
- If the water sensor that extends down from the unit to the floor detects water, the alarm will sound for 20 seconds. If no one attends to the water, the alarm will go off again for 20 seconds after a 1 minute break
- This cycle will continue until the owner turns it off by pressing the "POWER BUTTON"
- The product would reset automatically in ALARM MODE after disarming by press the "POWER BUTTON"

NOTES

- The unit is not considered to be weather proof, so please do not expose the unit to rain
- Ensure the unit has good battery power to operate as a security guard. Check its power level periodically
- It is recommended to use indoors
- If the battery becomes weak, the LED will flash and chirp once periodically (every 30 seconds)
- Press the POWER BUTTON for 3 seconds, and the product will sound "BI" continuously, until the button is released. That means the batteries are properly installed
- After alarm went off, please always take Water Sensor out from water to reset the alarm; otherwise, the Water Sensor will not be reset properly

DX-A146



4 717432 003078



Pat. Pending
Made in China



THE RECYCLING
& RECYCLABLE



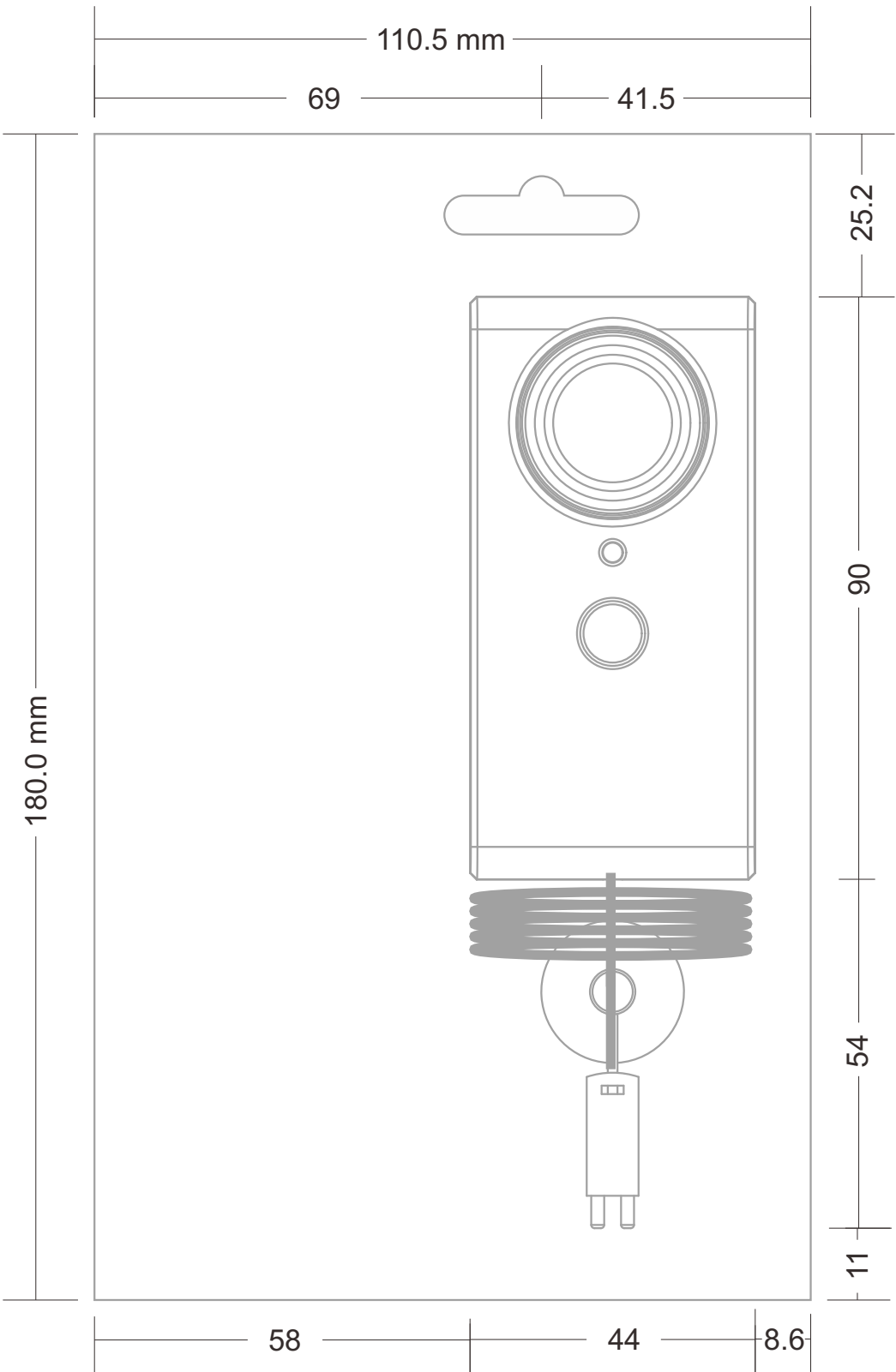
Bathroom



Heater



Laundry Room



110.5 mm

69

41.5

180.0 mm

25.2

90

54

11

58

44

8.6